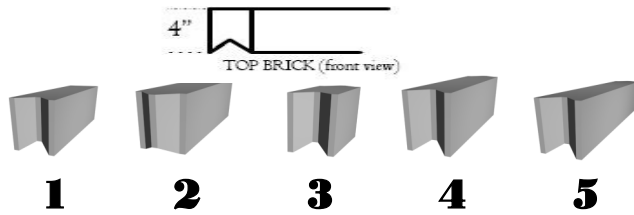
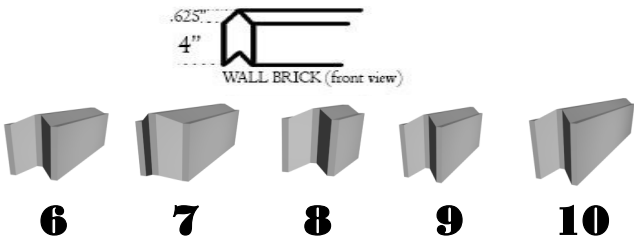


STANDARD BRICKS



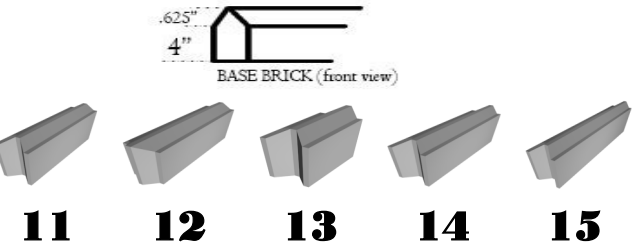
P/N DESCRIPTION WGT. W H L
TOP BRICKS - 4" High (2" High Available)

1	IBMAC2T401	Top 4" - Left End	25.73	2"	4"	8"
2	IBMAC2T402	Top 4" - Right End	25.73	2"	4"	8"
3	IBMAC2T403	Top 4" - Center 4"	12.39	2"	4"	4"
4	IBMAC2T404	Top 4" - Center 8"	24.80	2"	4"	8"
5	IBMAC2T405	Top 4" - Center 12"	37.18	2"	4"	12"



P/N DESCRIPTION WGT. W H L
WALL BRICKS

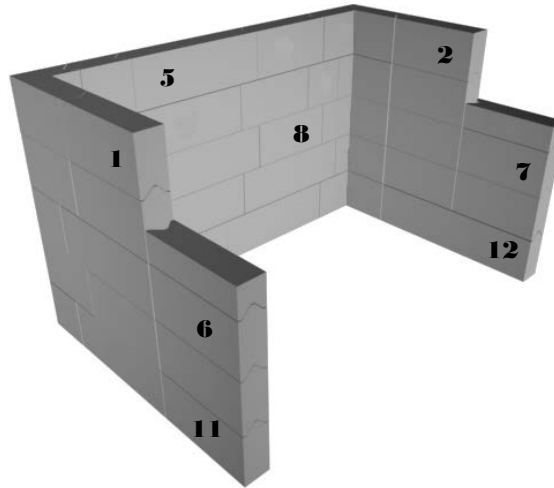
6	IBMAC2W01	Wall - Left End	27.61	2"	4"	8"
7	IBMAC2W02	Wall - Right End	27.61	2"	4"	8"
8	IBMAC2W03	Wall - Center 4"	13.34	2"	4"	4"
9	IBMAC2W04	Wall - Center 8"	26.67	2"	4"	8"
10	IBMAC2W05	Wall - Center 12"	40.01	2"	4"	12"



P/N DESCRIPTION WGT. W H L
BASE BRICKS

11	IBMAC2B01	Base - Left End	28.54	2"	4"	8"
12	IBMAC2B02	Base - Right End	28.54	2"	4"	8"
13	IBMAC2B03	Base - Center 4"	14.27	2"	4"	4"
14	IBMAC2B04	Base - Center 8"	28.54	2"	4"	8"
15	IBMAC2B05	Base - Center 12"	42.80	2"	4"	12"

Interlocking bricks are used to build, modify, and relocate protective walls and caves of any size. Their V-shaped edges eliminate the danger of leakage as seen with straight-edged bricks. Mayco interlocking bricks also have a "shoulder" on either side of the V shape for stability. Mayco manufactures interlocking lead bricks from .25" to 3" thick.



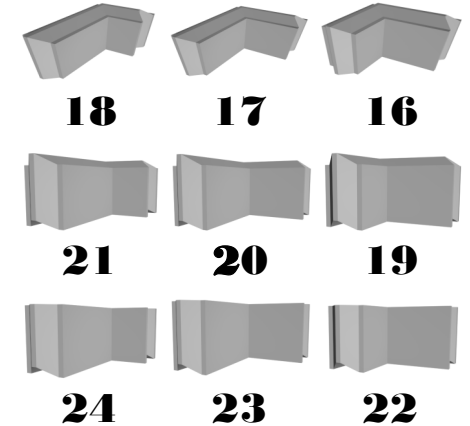
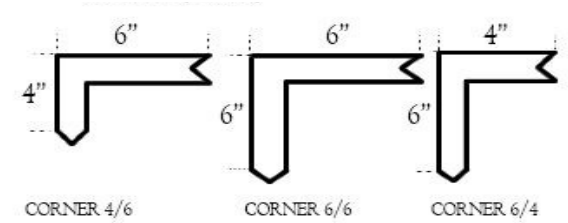
This cave demonstrates the dimensions and variations of bricks available for a lead cave. The construction of an interlocking enclosure requires careful calculation to ensure stability.

Mayco has an in-house powder coat line. If bricks or caves will be handled frequently, Mayco recommends coating for personal safety and **reduction** of PPE.

Please call 205-942-4242 for:

- a quote on powder coat encapsulation
- a custom quote if you would like help designing your lead cave project
- or if your project is over 1,000 lb.

CORNER BRICKS



P/N DESCRIPTION WGT. W H L
CORNER BRICKS

16	IBCORB46	Base - 4/6	28.88	2"	4"	4"/6"
17	IBCORB66	Base - 6/6	35.87	2"	4"	6"/6"
18	IBCORB64	Base - 6/4	28.88	2"	4"	6"/4"
19	IBCORW46	Wall - 4/6	27	2"	4"	4"/6"
20	IBCORW66	Wall - 6/6	33	2"	4"	6"/6"
21	IBCORW64	Wall - 6/4	27	2"	4"	6"/4"
22	IBCORT46	Top - 4/6	25.12	2"	4"	4"/6"
23	IBCORT66	Top - 6/6	32.13	2"	4"	6"/6"
24	IBCORT64	Top - 6/4	25.12	2"	4"	6"/4"

